





Palabras a su paso

SALÓN DE CLASES



Personalized

Match Spelling Development, Generate Word Study

Teach word study at students' developmental spelling stages. *Palabras a su Paso Salón de Clases* meets students' instructional needs, addressing Spanish word recognition, vocabulary, phonics, and spelling.

DEVELOPMENTAL SPELLING STAGES

Word study activities target the five research-based stages of spelling. As students progress, they build their skills to spell, read, understand, and use new words. It's a highly supportive, effective, and personalized approach.

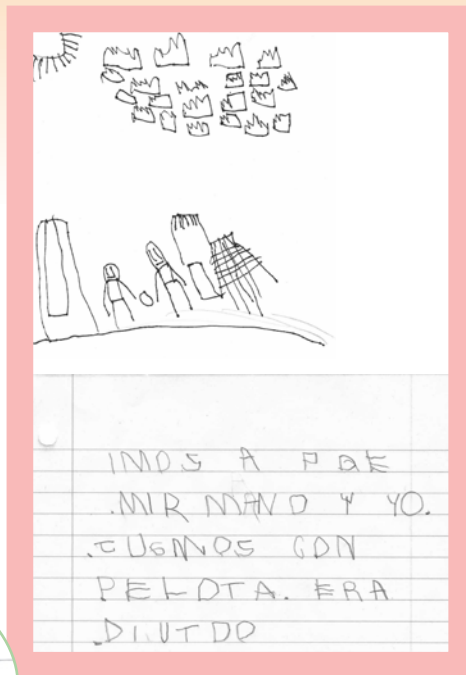
ETAPAS EMERGENTE Y ALFABÉTICA TEMPRANA

EMERGENT-EARLY ALPHABETIC STAGE



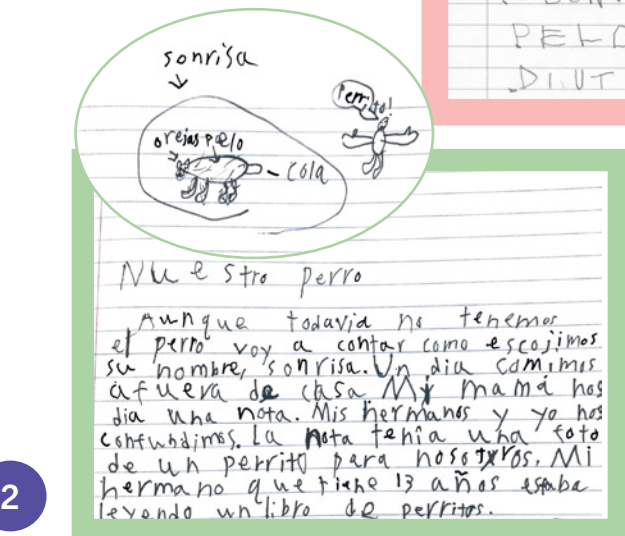

ETAPA ALFABÉTICA

ALPHABETIC STAGE




PATRONES

PATTERN STAGE



DERIVACIONES

DERIVATIONAL RELATIONS STAGE



ACENTOS Y AFIJOS

ACCENTS AND AFFIXES STAGE

GUÍA DEL IMPLEMENTACIÓN

- Etapas de desarrollo | Developmental Stages
- Contenido y secuencia | Scope and Sequence
- Ubicación y verificación | Placement and Monitoring Progress
- Guía para implementación | Implementation Guidance
- Base de investigación | Research Base



Palabras a su paso

SALÓN DE CLASES

GUÍA DEL IMPLEMENTACIÓN

The **Implementation Guide** is where you will find the Qualitative Spelling Inventory — use it to place students in their correct developmental stage of Word Study.

From Assessment to Instruction

Effective teaching cannot begin until you understand what students already know about words and what they're ready to learn. Likewise, instructional adjustments cannot be made until you evaluate the results of your teaching. An informal qualitative spelling inventory will give you a rich collection of information to understand students' knowledge of orthography. Here is a brief example of how to administer and analyze a spelling inventory.

as their approximate stage; a feature guide can help you determine a starting place for appropriate instruction. Look at the sample feature guide on the next page. This student missed two features under *Contrastes, Letras Múltiples*. This is the place to begin instruction for her in the pattern stage.

1. Administer a Spanish Spelling Inventory

To place students in a word study notebook and to develop word study groups, you will administer a Spanish spelling inventory made up of words specially chosen to represent a variety of spelling features or patterns at increasing levels of difficulty. (See right for the list of words called aloud.) The words in spelling inventories are chosen to show students' knowledge of key spelling features that relate to the different spelling stages. Students take an inventory as they would a spelling test, but they do not study the words in advance. The feature guide on p. 11 shows the words and features that are assessed on the Spanish spelling inventory. The center columns show what features the student spelled correctly, and the final column shows what words the student spelled accurately. However, a spelling inventory does much more than consider whether a word is spelled correctly or not. It is the next step that is most important.

2. Analyze Students' Spelling

Use the Spanish spelling inventory feature guide, like the one on p. 11, to analyze students' spellings. This analysis will help you identify what orthographic features students know and what they are ready to study as well

Spelling Inventory

Word	Student Spelling	Word Correct
1 at	at	✓
2 arena	arena	✓
3 pan	pan	✓
4 rat	rat	✓
5 campo	campo	✓
6 planta	planta	✓
7 botar	botar	✓
8 fresa	fresa	✓
9 apuro	apuro	✓
10 osante	osante	✓
11 osante	osante	✓
12 gigante	gigante	✓
13 across	across	✓
14 way	way	✓
15 hierro	hierro	✓
16 bilingüe	bilingüe	✓
17 lapras	lapras	✓
18 extralo	extralo	✓
19 autobús	autobús	✓
20 tapa	tapa	✓
21 geometría	geometría	✓
22 camión	camión	✓
23 atangible	atangible	✓
24 herboso	herboso	✓
25 psicólogo	psicólogo	✓

10

MONITOR PROGRESS

Administer spell checks as a spelling pretest to assess prior knowledge, or as a posttest immediately following instruction.

1. Lee las oraciones. Subraya la palabra entre paréntesis que mejor complete la oración. Escríbela en la línea.

1. _____ quieres de regalo? (Qué/Que)
 2. Cuando sea grande, quiero ser como _____ (té/ta)
 3. No me gusta tomar _____ (te/né)
 4. _____ te llamas? (Como/Cómo)
 5. Tengo muchos libros pero quiero tener _____ (más/mas)
 6. Tómate toda _____ sopa. (té/ta)

2. Lee las siguientes palabras. Forma la palabra compuesta usando la palabra apropiada del recuadro. Escríbela en la línea.

abre día sobre salva botas juegos

1. video + _____ = _____
 2. limpio + _____ + coma = _____
 3. _____ + _____ = _____
 4. medio + _____ = _____
 5. _____ + vidas = _____
 6. _____ + cartas = _____

3. Lee las siguientes palabras en singular. Escríbelas en plural.

1. casa _____
 2. bokón _____
 3. ley _____
 4. raíz _____
 5. pez _____
 6. árbol _____
 7. pared _____
 8. el jueves _____
 9. mantel _____
 10. amanecer _____

Verificar 1: Homófonos, palabras compuestas y plurales

Nombra cada ilustración. Escribe la combinación de consonantes **fl, bl, cl o pl** que contiene cada nombre.

1. 2. 3. 4. 5. 6. 7. 8. 9. 10. 11. 12. 13. 14. 15. 16. 17. 18. 19. 20.

Verificar 4: Combinaciones de consonantes con l

ESSA

EVIDENCE-BASED INTERVENTION

Savvas.com/ESSA

Engaging

Teach Word Knowledge, Not Memorization















Palabras a su Paso Salón de Clases creates word detectives who explore, compare, and categorize word patterns and relationships. It's a deeper, better way to learn. Students make their own discoveries about how words work.

SORTING DEVELOPS THINKING SKILLS

Sorting encourages students to organize information, analyze, and compare. Students connect ideas and concepts, moving beyond memorization. Three types of sorts are provided:


- Sound Sorts • Picture Sorts • Word Sorts

Sílabas abiertas con m, s, l

| Mm | Ss | Ll |
|---|---|---|
|  |  |  |
|  |  |  |
|  |  |  |
|  |  |  |
|  | $1+1=2$ |  |

Grupo 33: Sílabas abiertas con m, s, l (131)

Nombre cada ilustración. Escribe la primera sílaba debajo de cada ilustración.

| | | |
|--|---|---|
| Mm
 | Ss
 | Ll
 |
| Mm
 | Ss
 | Ll
 |

Sílabas abiertas con p, n, d

| | | |
|----|----|----|
| pa | nu | di |
| ne | pi | pe |
| ni | do | pu |

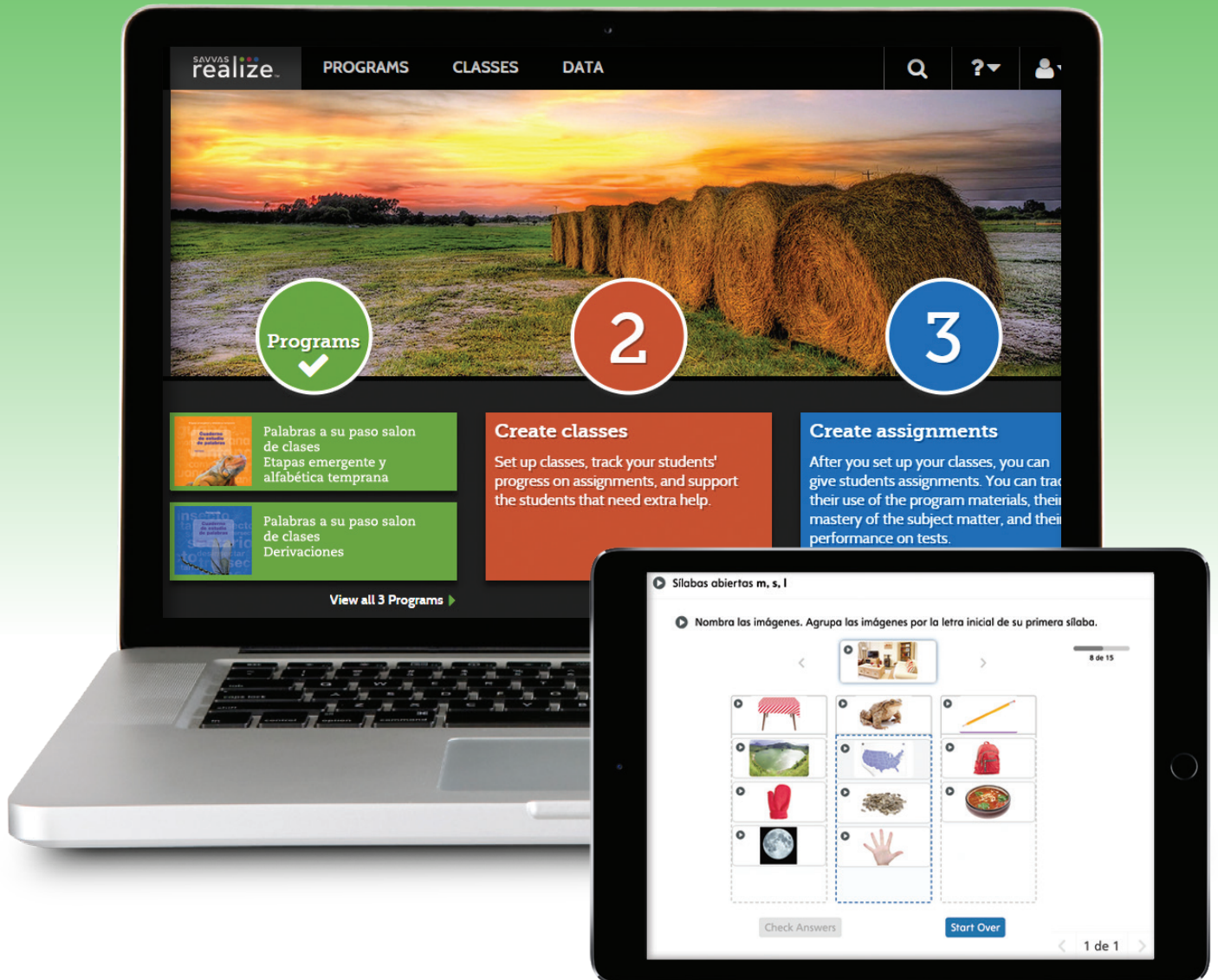
Grupo 34

INCREASE INTEREST, INCREASE ABILITY

The **Word Study Notebook** contains hands-on sorts and practice activities for one developmental stage. Students cut out the sorting cards and use the sorting mats for developmentally appropriate word work.

Try It!

SIGN UP FOR A DEMO AT
SavvasRealize.com



ADD VARIETY, SORT ONLINE

What do kids love? Digital interactivity! Take word work online with interactive resources. Demonstrate the sort and allow students to practice online. Combine with the print resources, or download and copy PDFs for students.

Manageable

Manage It All in Just 15 to 20 Minutes a Day

Palabras a su Paso Salón de Clases provides daily word study activities based on students' developmental spelling levels in just 15 minutes a day!

WORD STUDY LESSON PLANS

The **Teacher Resource Guide** provides a simple and effective lesson plan for each sort. The guide includes objectives, routines, ELL strategies, differentiated support, and assessment ideas.




WEEKLY ROUTINE

The sort is the heart of the program. A simple routine supports teacher-directed instruction, modeling, practice, and applications.

WEEKLY WORD STUDY ROUTINE

DAY 1




INTRODUCE/MODEL SORT
Introduce the pattern with a poem or sort.

DAY 2



STUDENT SORTING
Let students practice the sort and pattern.

DAY 3



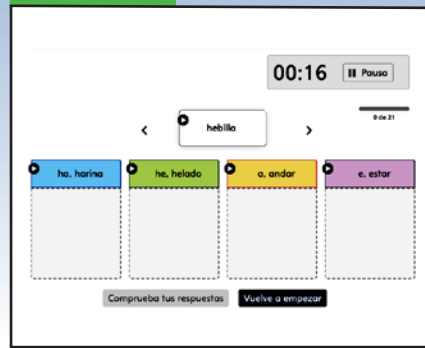
WRITING SORT
Connect the pattern or skill to writing.

DAY 4



WORD HUNT
Hunt for words and patterns in reading.

DAY 5



SORT GAME
Play engaging word sorting games.

PALABRAS A SU PASO SALÓN DE CLASES ON REALIZE

Palabras a su Paso Salón de Clases allows for easy combination of interactive online word sorts with hands-on student practice. Students and teachers have access to all five stages with one account.



Learn More!

VIEW THE SCOPE & SEQUENCE
Savvas.com/palabras

Palabras a su paso

SALÓN DE CLASES

Building a Literacy Foundation One Sort at a Time



RESOURCES

Palabras a su Paso Salón de Clases is a complete word study program.

- One comprehensive Teacher Resource Guide that includes all five spelling stages and enhanced lesson support for each sort.
- *Guía Implementación*, with background and getting started support.
- Multiple volume, full-color, consumable student workbooks.
- Complete digital functionality and access to all five stages on the Savvas Realize™ platform.
- *Gran Libro De Rimas* and Classroom Libraries to support *Etapas emergente y alfabética temprana*, *Etapa alfabética*, and *Patrones*.

A complete English version of *Palabras a su Paso Salón de Clases* is available.

Words
Their Way
CLASSROOM

Contact your Savvas Representative to learn more.

SAVVAS
LEARNING COMPANY

Savvas.com
800-848-9500

Copyright © 2021 Savvas Learning Company LLC. All Rights Reserved. Savvas™ and Savvas Learning Company® are the exclusive trademarks of Savvas Learning Company LLC in the US and in other countries.

Join the Conversation
@SavvasLearning



Get Fresh Ideas for Teaching
Blog.Savvas.com