

Numeral Cards

0	1
2	3



Copyright © Sawas Learning Company LLC. All rights reserved.


Numeral Cards

4	5
6	7






















Copyright © Sawas Learning Company LLC. All rights reserved.

Numeral Cards












Copyright © Sawvas Learning Company LLC. All rights reserved.














Numeral and Object Cards

<h1>0</h1> <table border="1"><tr><td></td><td></td><td></td><td></td><td></td></tr><tr><td></td><td></td><td></td><td></td><td></td></tr></table>											 <h1>1</h1> <table border="1"><tr><td></td><td></td><td></td><td></td><td></td></tr><tr><td></td><td></td><td></td><td></td><td></td></tr></table>										
																					
<h1>2</h1> <table border="1"><tr><td></td><td></td><td></td><td></td><td></td></tr><tr><td></td><td></td><td></td><td></td><td></td></tr></table>											<h1>3</h1> <table border="1"><tr><td></td><td></td><td></td><td></td><td></td></tr><tr><td></td><td></td><td></td><td></td><td></td></tr></table>										
																					
																					

Copyright © Sawas Learning Company LLC. All rights reserved.
Credit: Natalie Adams/Shutterstock

Numeral and Object Cards


















<h1>4</h1>					<h1>5</h1>				
									

<h1>6</h1>					<h1>7</h1>				
									
									



Copyright © Savvas Learning Company LLC. All rights reserved.
Credit: Natalie Adams/Shutterstock

Numeral and Object Cards

<h1>8</h1>					<h1>9</h1>				
									
									

Copyright © Savvas Learning Company LLC. All rights reserved.
Credit: Natalie Adams/Shutterstock

Dot Cards

A large dashed rectangular frame is divided into six smaller rectangular sections by a vertical dashed line and two horizontal dashed lines. A pair of scissors icon is located in the top right corner of the frame. Each section contains a specific number of circles: the top-left section has 1 circle; the top-right section has 2 circles; the middle-left section has 3 circles; the middle-right section has 4 circles; the bottom-left section has 5 circles; and the bottom-right section has 6 circles.

Copyright © Savvas Learning Company LLC. All rights reserved.

Dot Cards

The image shows a large dashed rectangle divided into four quadrants by a vertical and a horizontal dashed line. Each quadrant contains a grid of circles. The top-left quadrant has 6 circles in a 2x3 grid. The top-right quadrant has 6 circles in a 2x3 grid, with a pair of scissors icon in the top right corner. The bottom-left quadrant has 9 circles in a 3x3 grid. The bottom-right quadrant has 12 circles in a 3x4 grid.

Copyright © Savvas Learning Company LLC. All rights reserved.