



SAVVAS

Comprehensive Literacy State Development Grant

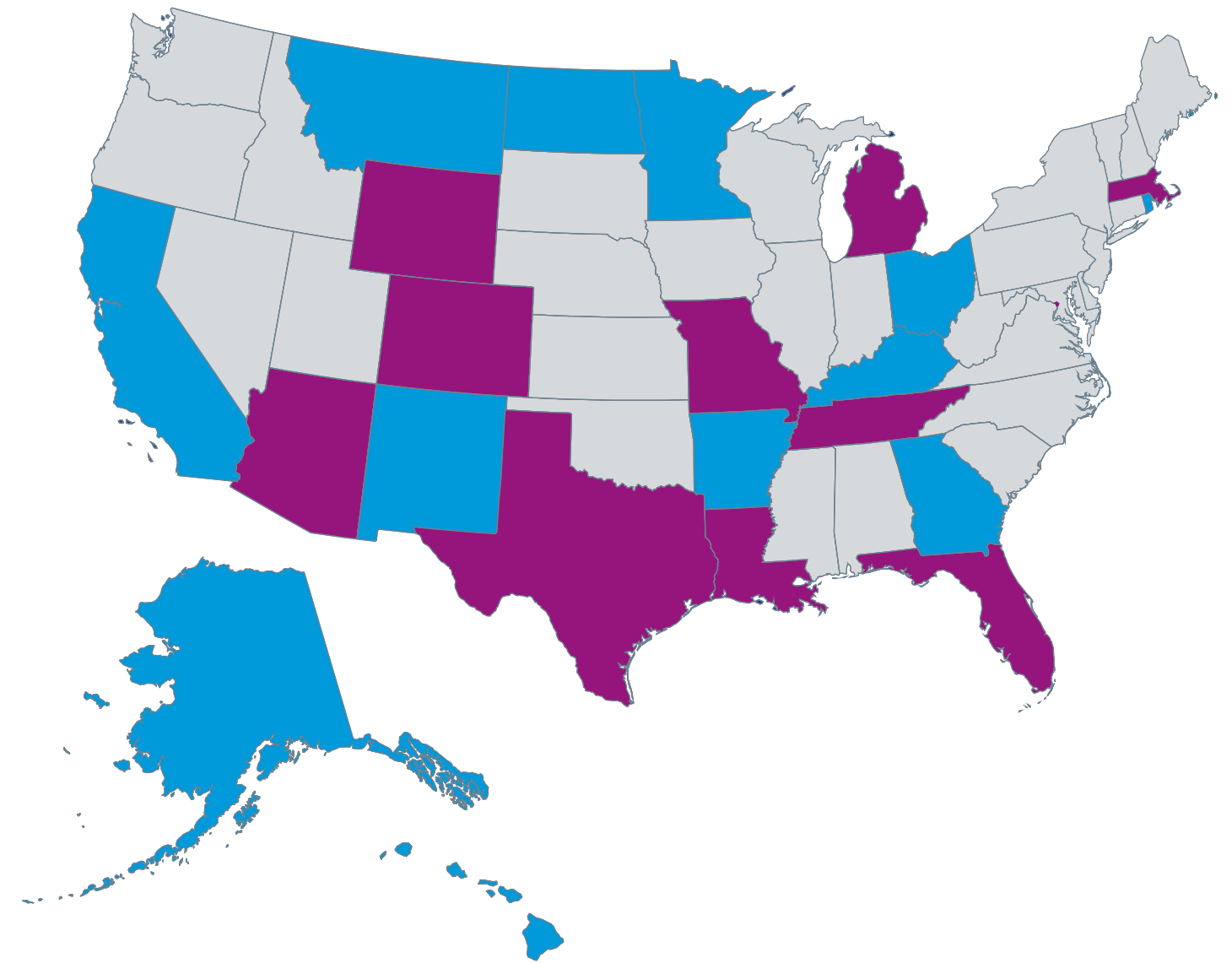
The CLSD grant focuses on advancing literacy skills for all children from birth through Grade 12, with a special emphasis on disadvantaged children.



To help your district develop a high-quality Comprehensive Literacy State Development Grant application, the Savvas Funding Team has outlined several steps to guide you through the planning process.

This document will help your district work in advance to prepare for the upcoming LEA grant competition.

For more information, visit [Savvas.com/CLSD](https://www.savvas.com/CLSD)



Grant Summary

ROUND ONE Comprehensive Literacy State Development Grant was awarded to 13 states: Alaska, Arkansas, California, Georgia, Hawaii, Kentucky, Louisiana, Minnesota, Montana, New Mexico, North Dakota, Ohio, and Rhode Island.

ROUND TWO Awards were granted to 11 states: Arizona, Colorado, District of Columbia, Florida, Louisiana, Massachusetts, Michigan, Missouri, Tennessee, Texas, and Wyoming.

Distribution of funds

Each awarded State will subgrant at least 95% of funds to Local Education Agencies (LEAs) in 5-year grants. Applicants with greater numbers or percentages of disadvantaged children must be prioritized. States' distribution of grant funds must conform to the following:

- 15% of funds to serve children from birth through age five
- 40% for K-5 students
- 40% for Grade 6-12 students, with an equitable distribution between middle and high schools.

Step 1: Determine if a grant is the best way to fund your literacy project

While the promise of a grant award is alluring, competitive grants may not be the best way to fund your project. Writing a grant requires hard work and funding is not guaranteed. Before you decide to apply for the CLSD grant, consider:

- Does this grant match our district's priorities?
- Are there alternative ways to fund our project?
- Do we serve a high population of disadvantaged students, including low-income students, English learners, or students with disabilities?
- Do we have adequate resources to commit to writing a grant application?
- Do we have adequate capacity to implement the grant, if awarded?

Step 2: Planning your CLSD project

Form a planning committee.

Invite a variety of stakeholders to participate in planning the literacy project. Since the grant focuses on birth–Grade 12, your district will need to have several decision-makers participate in the discussion. Committee personnel might include:

- Literacy Director or Curriculum Director
- Title I Director or Federal Programs Director
- Special Education Director
- EL Director
- Professional Development Director
- Principals of targeted schools
- Literacy Coaches and/or teachers
- Nonprofit early childhood partner, like a Head Start

Schedule meeting times.

Find out when your state's CLSD grant is due. Consider scheduling biweekly meetings in advance with your planning committee in order to get on everyone's calendars.

Use the following questions to guide your initial planning committee meeting.

To start the meeting, get the committee up-to-speed by sharing:

- Grant timeline
- Eligibility requirements from the State
- Size of the potential award

PLANNING TIP:

Your State's Department of Education may have additional requirements or areas of focus. Keep watch for announcements of how they will launch CLSD locally.

INITIAL PLANNING QUESTIONS FOR CLSD GRANT	NOTES
PLANNING AHEAD	
Who will become our local expert on our State's CLSD plans? <i>Assign someone to be responsible for keeping up with all documents on your state's grant website, as well as attend any technical assistance sessions.</i>	
Who will gather data for the project's needs assessment?	
Who will take the lead on writing the grant application? <i>This person should also plan to attend any technical assistance sessions from the state.</i>	
Who will be responsible for creating the grant budget?	
Who will keep the district superintendent informed of our grant planning process?	
Who needs to review and approve our final application?	
Who will be responsible for submitting our final grant application? <i>This person should become familiar with your state's grant submission process.</i>	
How often should we plan to meet to develop our district's literacy grant project?	
PROJECT PLANNING	
Which schools should we focus on? Factors to consider: <ul style="list-style-type: none"> • Serves a high number of disadvantaged students (EL, students with disabilities, or low-income) • Low-achievement in literacy • Schools identified as needing Comprehensive or Targeted Support and Improvement 	
Does the State require any partnerships such as nonprofits, early childhood providers, or consortiums?	
What are our staffing needs to implement this project well?	
Have the targeted schools identified particular literacy assessments, professional development, or intervention needs that could be addressed through this grant? <i>Review your State's evidence requirements for this grant.</i>	
Do our high-need students require certain accommodations to help ensure that they are engaged and on track, including students with disabilities and English learners?	
What will the project accomplish each year? What do we want the project to accomplish by the end of the 3-year grant term?	
What will set our application apart? Why should our project be selected over others?	

Step 3: Gather data for project planning

□ Gather data that could be used in your CLSD application, including:

Data to inform which schools are served:

- current list of persistently low-achieving schools
- feeder patterns

Data to inform needs assessment:

- demographic data (i.e. enrollment by sub group—special education, EL, free-and-reduced price lunch, etc.)
- district’s state assessment results in literacy from past 3 years
- graduation rates for past 3 years
- early childhood needs
- previous grant applications including Comprehensive Improvement Plans
- parent, teacher, and student surveys





Data to inform project plans:

- district technology plans
- evidence of effectiveness for Savvas programs available at [Savvas.com/EvidenceBased](https://www.savvas.com/EvidenceBased)
- strengths/weaknesses of current literacy assessments, interventions, and professional development

Step 4: Analyze data for project planning

The project planning committee should analyze the student and school data, identifying underlying root causes of under or failing performance in literacy. When planning your grant project, everything should tie back to student needs. For example, learning gaps should inform intervention selection as well as professional development plans.

Your Savvas Account General Manager is available to assist in evaluating your district’s literacy needs and developing a customized solution from a wide-array of Savvas programs and services aligned to CLSD grant requirements. **The chart below outlines several evidence-based interventions to consider:**

LOOKING FOR...	CONSIDER THIS...	GRADES	EVIDENCE	PROVEN RESULTS WITH	DELIVERY	MINUTES PER DAY
Strategies to enhance motivation to read and write		4 and up	Strong	<ul style="list-style-type: none"> • African American • Caucasian • English learners • Free and Reduced Price Meals • Hispanic 	Whole class with mobile devices	20-40 minutes
Differentiated digital intervention linked to State standards		K-8	Strong	<ul style="list-style-type: none"> • African American • Caucasian • Free and Reduced Price Meals • Hispanic 	Individual, self-paced on any digital device	15-20 minutes
Age-appropriate, explicit, systematic instruction in fluency, vocabulary and comprehension		2-6	Strong	<ul style="list-style-type: none"> • Free and Reduced Price Meals • Urban 	Small group with print materials	15-20 minutes
Professional development on teaching academic content and language skills		K-12 teachers	Promising	Implementation: Start with 3 days of professional development		

Savvas Grant Support

Curriculum solutions aligned to your needs

Your Savvas Account General Manager is available to assist in developing a customized solution from a wide-array of Savvas programs and services aligned to CLSD grant requirements.

Interactive grant-writing training

If you are new to grant-writing, visit our interactive training at [FundingForSchools.com](https://www.fundingforschools.com). We share valuable tips and hints to help you write a compelling, competitive grant.

Sample grant narrative

If you are including a Savvas program in your CLSD grant, we can provide a product-specific “Help Packet.” It provides sample grant language to help you describe the Savvas program and offers implementation ideas, research citations, and extensive writing tips.

Grant reviews and revisions

All applicants for Savvas programs are eligible to receive a free comprehensive grant review from the Savvas Grants and Funding team. One of our grant managers will read your draft application and assess it against grant requirements. Your grant will be returned to you with recommendations for strengthening your application.

“The Help Packet is the most helpful thing a publisher has ever bestowed on me.”

– District Administrator, California

“Thanks for all your help and hints for getting this together. Your comments are very helpful and I appreciate the feedback so much.”

– Nonprofit Director, Florida



Have a Comprehensive Literacy State Development grant question?

Visit [Savvas.com/CLSD](https://www.savvas.com/CLSD) for more information.



[Savvas.com](https://www.savvas.com)
800-848-9500

Copyright © 2020 Savvas Learning Company LLC All Rights Reserved.
Savvas™ and Savvas Learning Company™ are the exclusive trademarks
of Savvas Learning Company LLC in the US and in other countries.

Join the Conversation
@SavvasLearning



Get Fresh Ideas for Teaching

 [Blog.Savvas.com](https://www.savvas.com/blog)